



BACK PANEL



FRONT PANEL

X180

LED LANTERN MOZZIE ZAPPER



Part No.COMP20189



Distributed by:
Adventure Trading Australia Pty Ltd
www.companionleisure.com.au

201912

FOLD LINE

Dimensions: 90L x 90W x 150Hmm	
Charge time: 4hr (Approx.)	
Input Voltage / Current: 5V / 1A	
Battery: 3.7V - 2000mAh	
IPX rating: IPX6	
Attractant working time: 25 to 30 days	
UV run time: 30hr	
UV LED: 3 x 0.06W	
LED: 1W - 2835 SMD	
	Weight: 255g
	Run time: High: 4hr Medium: 10hr Low: 24hr
	Lumen: 180 (High) 90 (Medium) 40 (Low)
	Model: X180

TECHNICAL SPECIFICATIONS

1. 1 x LED Lantern Mozzie Zapper
2. 1 x USB cable
3. 2 x Mozzie attractant tablets
4. Built-in Lithium rechargeable battery
5. Mozzie attractant tablets
6. Built-in hanging hook

CONTENTS

1. Three super bright 1W - LED's generate up to 180 Lumen
2. UV LED mozzie zapper
3. USB charging port
4. Built-in Lithium rechargeable battery
5. Mozzie attractant tablets
6. Built-in hanging hook

FEATURES INCLUDE

The X180 is a compact and lightweight lantern and mozzie zapper suitable for camping, hiking, cycling and climbing. Featuring a UV light and integrated attractant tablets the X180 provides protection from small insects and bugs that would be attracted to the LED light function of the lantern. A weather resistant rating of IPX6 guarantees that the X180 can be used under all harsh and demanding conditions.

INTRODUCTION

COMP20189_X180 LED Mozzie Lantern Zapper_201912_MAN.indd 1

10/12/19 3:09 pm

IMPORTANT: PRINT SPECS

NUMBER OF COLOURS TO PRINT **1**

■ BLACK

□ FOLD LINE

DO NOT ALTER ARTWORK/DIELINE

DO NOT CHANGE DIELINE OR ARTWORK

不要更改DIELINE或ARTWORK

PLEASE PROVIDE PAPER PROOF

请提供纸张证明

FOLD LINE



OPERATION

The Lantern and Mozzie Zapper functions can be operated independently or simultaneously

Lantern:

1. Press the Power Button for



Mozzie Zapper:

1. Press the Mozzie Button

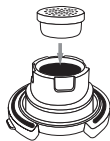


MOZZIE ATTRACTANT

The attractant tablets are designed to release a chemical mixture that replicates the human body and is a natural attractant for mosquitos that draws them to the lantern. The level of attractant that is released can be controlled by adjusting the control on the base of the lantern. Each tablet contains sufficient attractant to last for 25 to 30 days after being removed from its protective packaging.

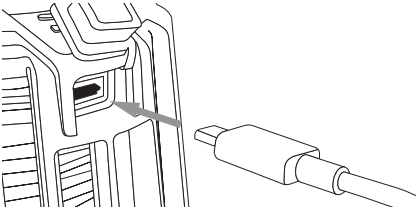
Installing Attractant Tablet:

1. Remove the cap from the attractant tablet
2. Using the cap, pierce the foil cover on the attractant tablet
3. Place the cap back on the attractant tablet
4. Assemble by lifting the hangers on the base of the lantern
5. Turn in an anti-clockwise direction to release the holder
6. Carefully install or replace the attractant tablet and reinstall into the lantern



CHARGING

1. Connect the supplied USB cable to the Charging Port

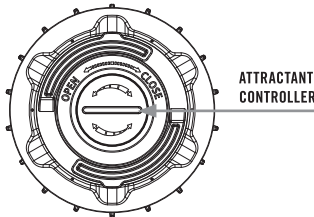


2. Connect to a suitable 5V/1 or 2A outlet
3. Charge Indicator will illuminate RED and will TURN OFF when fully charged

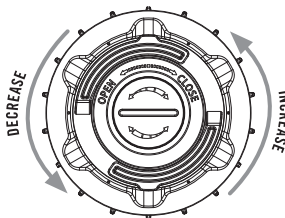
Note: appliance can be used when being charged or directly from a suitable power source (The charge time will be increased if in operation whilst being charged).

ADJUSTING LEVEL OF ATTRACTANT

The amount of attractant that the unit will emit can be adjusted by the control located on the base of the unit.



Turn clockwise to increase or anti-clockwise to decrease the amount of attractant released



IMPORTANT: PRINT SPECS

NUMBER OF COLOURS TO PRINT **1**

■ BLACK

□ FOLD LINE

DO NOT ALTER ARTWORK/DIELINE

DO NOT CHANGE DIELINE OR ARTWORK
不要更改DIELINE或ARTWORK

PLEASE PROVIDE PAPER PROOF
请提供纸张证明